
PRESCHOOL NUMBER LINE

Preschool

HOW TO PLAY

Setup

- Cut out the number line, number cards, and dot cards. Each numerical number card should not be connected to the corresponding dot card.

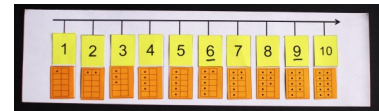
Gameplay

- For a one player game, the player lines up all the numerical numbers and dotted cards in order to make a number line from 1 to 10.
- For a game with multiple players, stack all the numerical number cards together, facing down, and in a separate stack, all the dotted number cards together, facing down. Players take turn to picking a card from either pile to insert into the correct spot on the number line

MATH SKILLS

- Number recognition
- Recite numbers 1-10 in the correct order
- Enumeration (counting objects)

2+ players

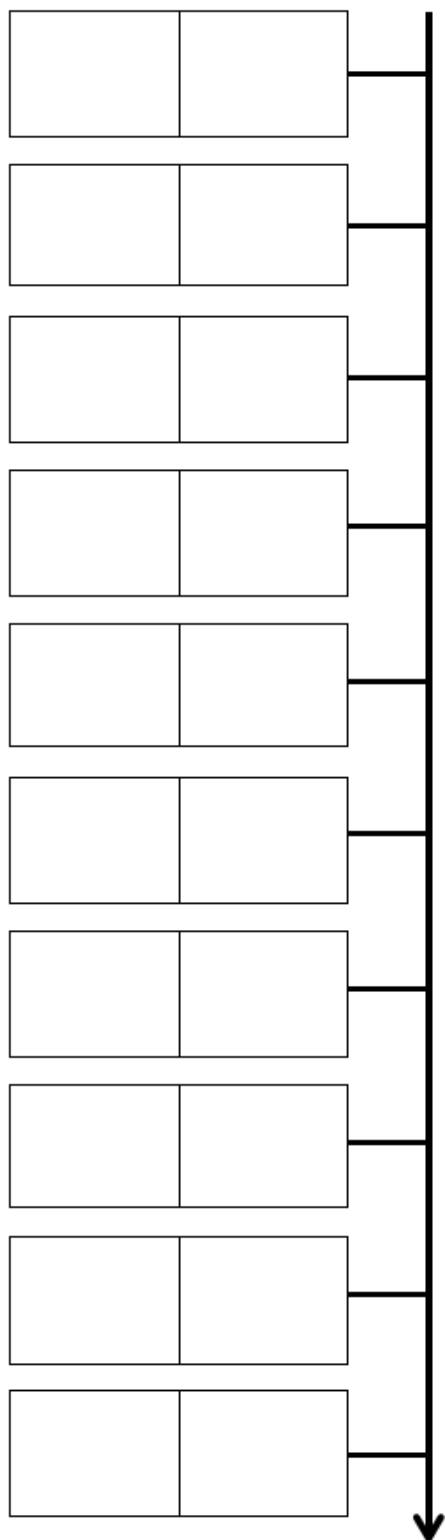


MATERIALS

- Number line cutout
- Number card cutouts
- Dot card cutouts

PRESCHOOL NUMBER LINE

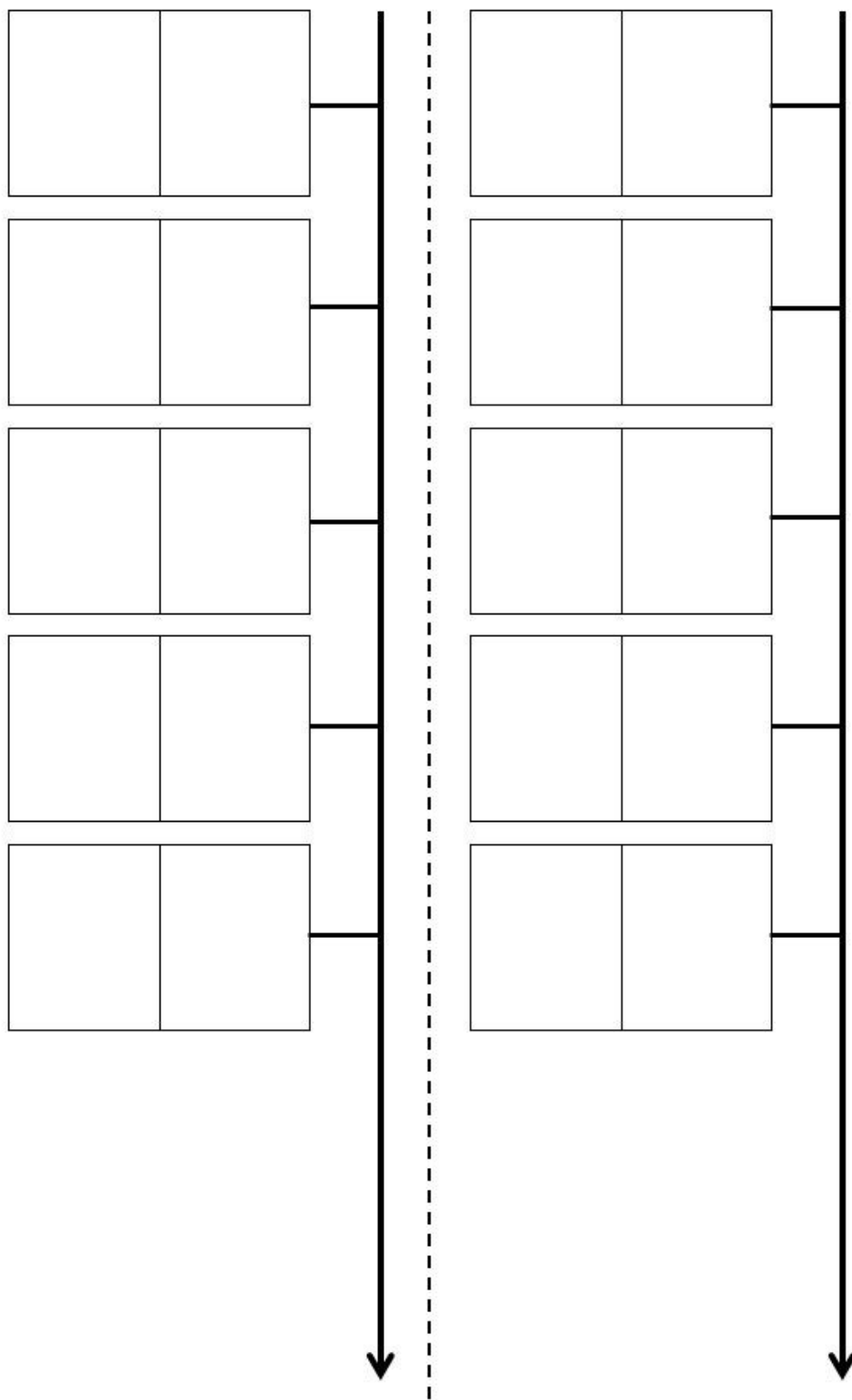
Number line & number cards 1-10



	1
	2
	3
	4
	5
	6
	7
	8
	9
	10

PRESCHOOL NUMBER LINE

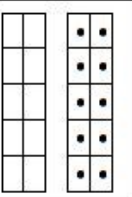
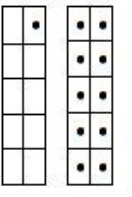
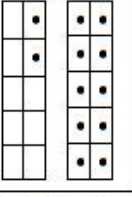

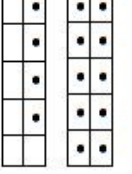

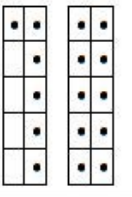



Number line 10-19



**PLEASE CUT
ALONG THE
DOTTED LINE AND
TAPE THE TWO
PARTS INTO A
NUMBER LINE
WITH 10*2 CELLS**

PRESCHOOL NUMBER LINE

Number cards 10-19

	10
	11
	12
	13
	14
	15
	16
	17
	18
	19