
THE MISSING FISH

Preschool

HOW TO PLAY

Setup

- Cutout all the pieces provided on the following pages

Gameplay

Play the game with either the set of numerical number fish, or the set of pictorial number fish (the fish with dots).

- Lay all 10 fish on the bucket game board, with the numbers or dots facing up.
- Players take turns being either the polar bear or the fisherman. The fisherman will look away, and the bear will secretly take away one fish and hide the fish in the ice hole.
- Once the bear is done, the fisherman needs to look at all the fish in the bucket and figure out which fish is missing. If the fisherman guesses it right, he/she wins. Otherwise, the polar bear wins.

MATH SKILLS

- Recite numbers 1-10 in the correct order
- Number recognition

2+ players




MATERIALS

- Numbered fish cutouts (with numbers 1-10 and 1-10 dots)
- Bucket cutout
- Hole in the ice cutout
- Polar bear and fisherman cutouts


THE MISSING FISH

Numbered fish




THE MISSING FISH

The bucket



THE MISSING FISH

Polar bear and hole in the ice



THE MISSING FISH

Fisherman

