
NUMBER SOCCER GAME

Preschool

HOW TO PLAY

Setup

- Cut out the three separate game boards below.
- Set the digital number spinner for the board you are using
- There are three levels of this game.
 - * In level I, the game board is the shortest and the digital number spinner is set to make numbers from 1 to 5
 - * In Level II, the board is slightly longer and numbers 1 to 9 are used
 - * In level III, the board is much longer and numbers 1 through 19 are used

Gameplay

- Each player picks a side and places their ball at the goal.
- The two players take turns getting a number. The younger player draws a number first, and moves his/her soccer ball that number of steps towards the other goal.
- The person wins by moving the soccer ball to the other person's goal

MATH SKILLS

- Number recognition
- Generating numbers (counting out objects)

2+ players





MATERIALS

- Game board cutout
- Two soccer ball cutouts (or you can use other objects as balls)
- Digital number spinner (<http://mingmath.com/random>)



NUMBER SOCCER GAME

Game board 1-5, and 1-9



NUMBER SOCCER GAME

Game board 1-19, soccer balls



**PLEASE TAPE TOGETHER
THE OVERLAPPING PARTS
TO MAKE A FULL LENGTH
GAME BOARD**

